



# 2023 ANNUAL STATS

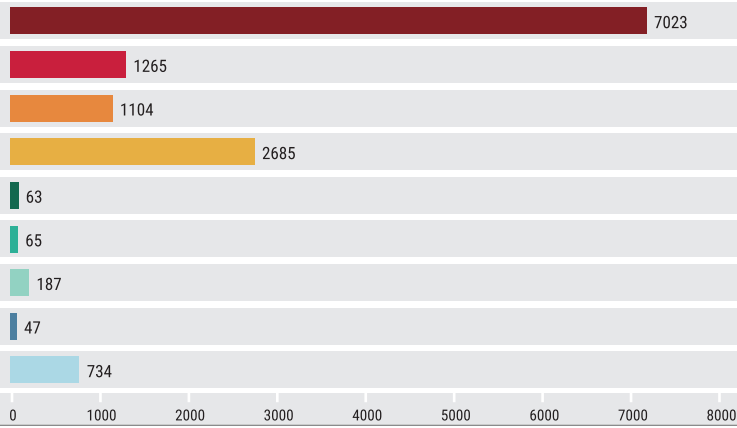
281-673-2530  
sales@disa.com

[www.disa.com](http://www.disa.com)

SUMMARY DATA

ALL CORPORATE PROGRAMS 10,431 POSITIVES

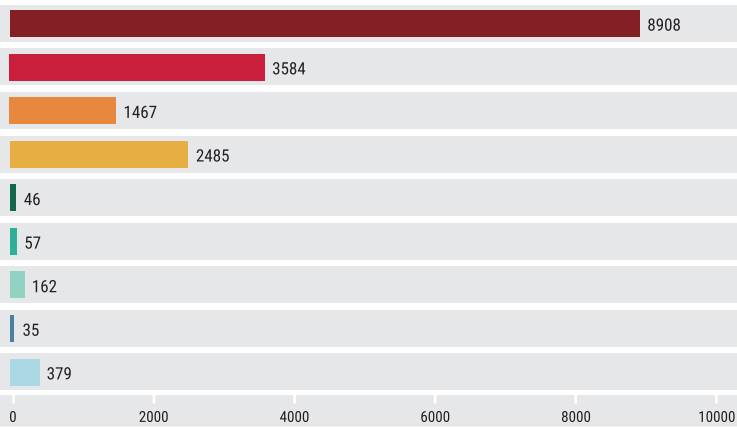
Number of Positives by Drug



POSITIVITY RATE: 2.61% Pre-Employment 2.77% Random 2.42% Post-Accident  
19.81% Reasonable Cause 3.04% All Tests

ALL CONSORTIUM PROGRAMS 14,263 POSITIVES


Number of Positives by Drug



POSITIVITY RATE: 2.22% Pre-Employment 0.75% Random 2.06% Post-Accident  
16.05% Reasonable Cause 1.83% All Tests

ALL DOT PROGRAMS 2,600 POSITIVES

Number of Positives by Drug




POSITIVITY RATE: 1.29% Pre-Employment 0.54% Random 1.14% Post-Accident  
10.11% Reasonable Cause 1% All Tests

CONTRACTOR CONSORTIUMS

DCCA (URINE TESTING) 2,513 POSITIVES


Number of Positives by Drug



POSITIVITY RATE: 1.47% Pre-Employment 0.68% Random 1.39% Post-Accident  
22.12% Reasonable Cause 1.25% All Tests

NASAP 2,668 POSITIVES

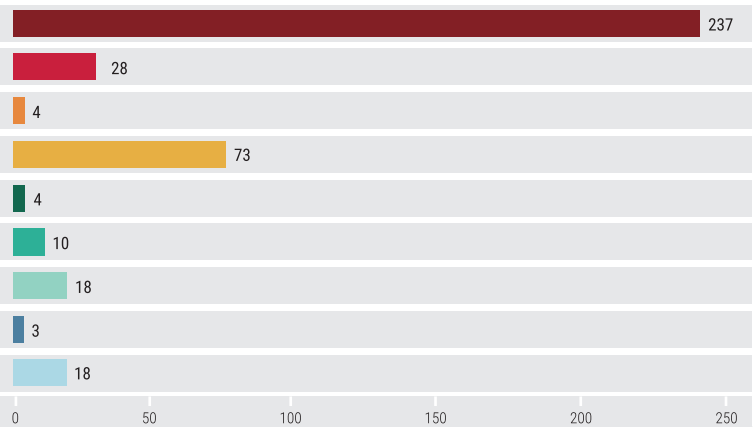
Number of Positives by Drug



POSITIVITY RATE: 1.86% Pre-Employment 0.71% Random 2.20% Post-Accident  
22.73% Reasonable Cause 1.57% All Tests

DCCOF (ORAL FLUID TESTING) 347 POSITIVES

Number of Positives by Drug



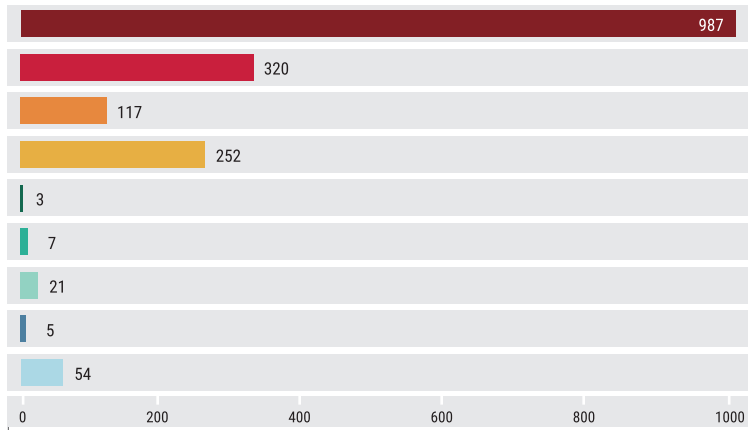
POSITIVITY RATE: 0.62% Pre-Employment 0.21% Random 0.78% Post-Accident  
5.88% Reasonable Cause 0.50% All Tests

- MARIJUANA
- AMPHETAMINES
- BENZODIAZEPINES
- COCAINE
- PCP
- PROPOXYPHENE
- OPIOIDS
- BARBITURATES
- METHADONE
- ALCOHOL
- METHAQUALONE

CONTRACTOR CONSORTIUMS

EPCC (WITH EXPANDED OPIOIDS) 1,355 POSITIVES

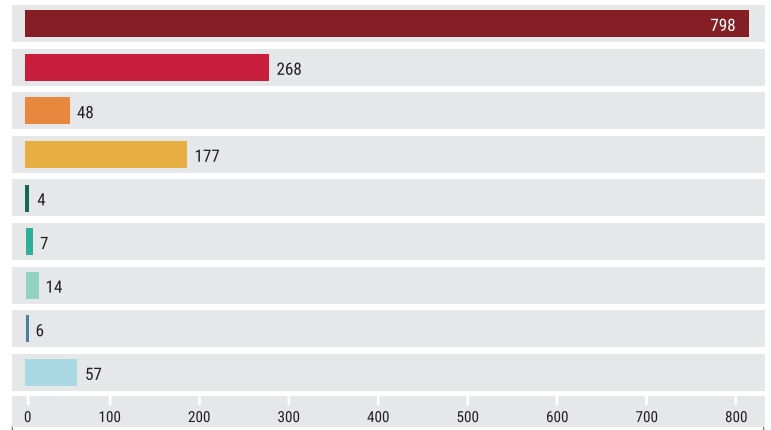
Number of Positives by Drug



POSITIVITY RATE: 2.21% Pre-Employment 0.98% Random 1.69% Post-Accident  
14.29% Reasonable Cause 1.87% All Tests

EPCCA (WITH ALCOHOL) 1,083 POSITIVES

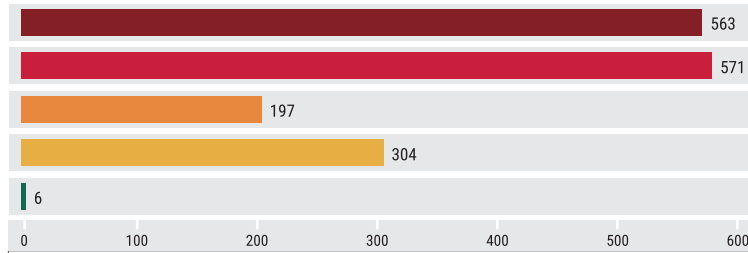
Number of Positives by Drug



POSITIVITY RATE: 2.60% Pre-Employment 1.21% Random 3.26% Post-Accident  
12.96% Reasonable Cause 2.21% All Tests

DCCHT (HAIR TESTING) 1,321 POSITIVES

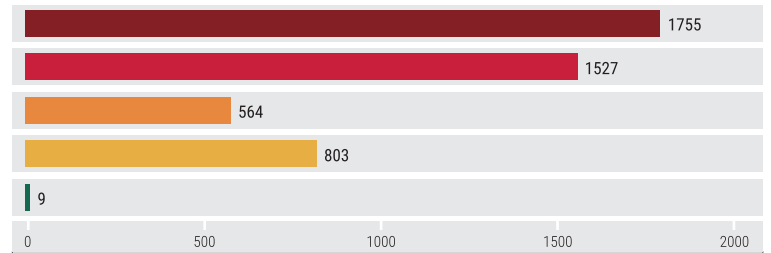
Number of Positives by Drug



POSITIVITY RATE: 3.35% Pre-Employment 15.38% Post-Accident  
50% Reasonable Cause 3.24% All Tests

DCCHT (HAIR TESTING WITH RANDOMS) 3,844 POSITIVES

Number of Positives by Drug




POSITIVITY RATE: 3.87% Pre-Employment 0.82% Random 6% Post-Accident  
14.29% Reasonable Cause 2.97% All Tests

DOT PROGRAMS

PHMSA 1,065 POSITIVES

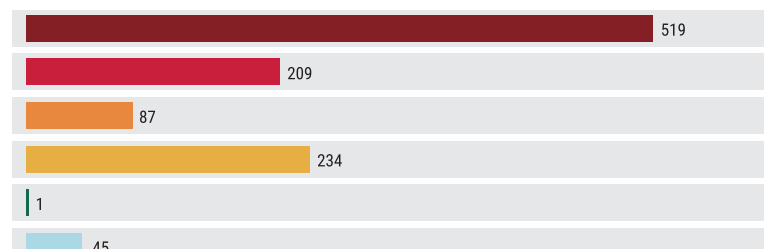
Number of Positives by Drug



POSITIVITY RATE: 1.58% Pre-Employment 0.60% Random 1.56% Post-Accident  
13.95% Reasonable Cause 1.34% All Tests

FMCSA 874 POSITIVES

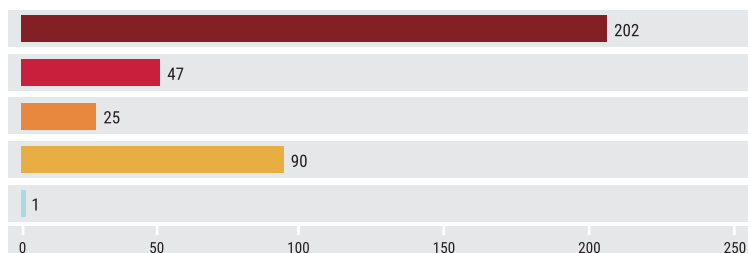
Number of Positives by Drug



POSITIVITY RATE: 0.72% Pre-Employment 0.44% Random 0.81% Post-Accident  
10.59% Reasonable Cause 0.61% All Tests

USCG 286 POSITIVES

Number of Positives by Drug



POSITIVITY RATE: 2.76% Pre-Employment 0.93% Random 2.15% Post-Accident  
7.26% Reasonable Cause 1.88% All Tests

- MARIJUANA
- COCAINE
- OPIOIDS
- ALCOHOL
- AMPHETAMINES
- PCP
- BARBITURATES
- METHAQUALONE
- BENZODIAZEPINES
- PROPOXYPHENE
- METHADONE

2023 TESTS AVOIDED BY VERIFICATION

	REDUCTION IN TESTING	TESTS AVOIDED BY VERIFICATION	ANNUAL SAVINGS PER POLICY	TOTAL ANNUAL SAVINGS
<b>URINE TESTING</b>				
Exploration & Production Contractors Consortiums	5.23%	4,369	\$358,534	\$17,715,988
DISA Contractors Consortium (DCCHA)	41.17%	102,586	\$10,156,014	
NASAP	32.18%	60,012	\$7,201,440	
DOT FMCSA, DOT PHMSA, & USCG	N/A	N/A	N/A	
<b>HAIR TESTING</b>				
DISA Hair Testing Consortium (DCCHT)	50.67%	44,162	\$4,162,268.50	\$6,612,391.50
DISA Hair Testing Consortium (DCCHT with Randoms)	21.24%	25,996	\$2,450,123	
<b>ORAL FLUID TESTING</b>				
DISA Oral Fluid Consortium (DCCOF)	14.89%	9,009	\$1,216,215	\$1,216,215

2023 GRADED BACKGROUND CHECK SCORES

SCORE	RECORD TYPE	EMPLOYEES	% OF TOTAL
0	CLEAR RECORD	435,129	88.23%
1	NON-VIOLENT MISDEMEANORS	33,548	6.80%
2	VIOLENT MISDEMEANORS	7,457	1.51%
3	LESSER FELONIES	3,405	0.69%
4	FELONIES IN 3 AND MISDEMEANORS IN 2	444	0.09%
5	HIGHER FELONIES	11,195	2.27%
6	FELONIES IN 5 AND MISDEMEANORS IN 2	2,001	0.41%
7	PATRIOT ACT HITS	1	<0.00%

2023 CONSORTIUM ROLLOUTS

OWNER

# OF CONTRACTOR COMPANIES

Spawglass-Valero Project	8
Ashland- Lima, OH	115
Linde- Lima, OH	70
Matheson- Lima, OH	40
Messer-Lima, OH	70
Mission Creek Resources	10
Holyoke Gas & Electric	N/A
Formosa- Baton Rouge	168
Venture Global LNG	N/A
Colorado Springs Utilities	N/A
ISO Services	4
Ovintiv-Permian Basin	341
Ovintiv-Anadarko Basin	341
Ovintiv- Wind River Basin	150
Ovintiv-Uintah Basin	341
Invista- Houston Propylene	134
Cenovus- Toledo Refinery	356



MARIJUANA LAWS BY STATE

Marijuana laws are changing at a rapid pace across all 50 states, making things a bit confusing at times. In order to keep up with the ever-changing laws, DISA has provided this interactive map for information on legalization, medical use, recreational use, and anything in between. DISA updates this interactive map monthly.

[www.disa.com/statemap](http://www.disa.com/statemap)